


National Health Accounts Estimates for India 2019-20

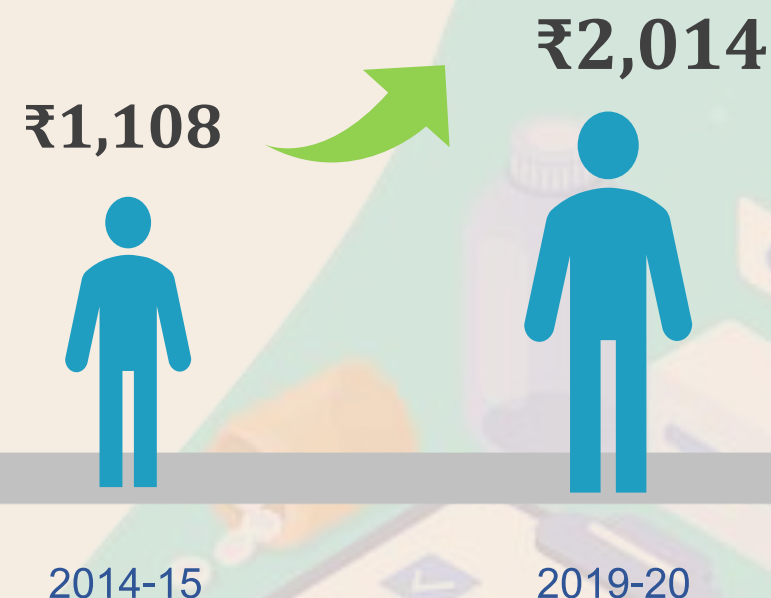
GOVERNMENT HEALTH EXPENDITURE (GHE)

GHE as % of GDP



Government spending on healthcare as a share of GDP has increased to **1.35%**

GHE Per Capita



82% Increase in per capita spending by Government on healthcare



National Health Accounts Estimates for India 2019-20

GOVERNMENT HEALTH EXPENDITURE (GHE)

GHE as % of General Government Expenditure (GGE)

3.94%

2014-15



5.02%

2019-20


Expenditure on healthcare emerging as a priority in the General Government Expenditure



National Health Accounts Estimates for India 2019-20

GOVERNMENT HEALTH EXPENDITURE (GHE)

GHE as % of THE



Government spending in Total Health Expenditure (THE) has increased to

41.4%

National Health Accounts Estimates for India 2019-20

OUT-OF-POCKET EXPENDITURE (OOPE)

Out-of-pocket Expenditure as % of Total Health Expenditure


62.6%



2014-15



47.1%



2019-20

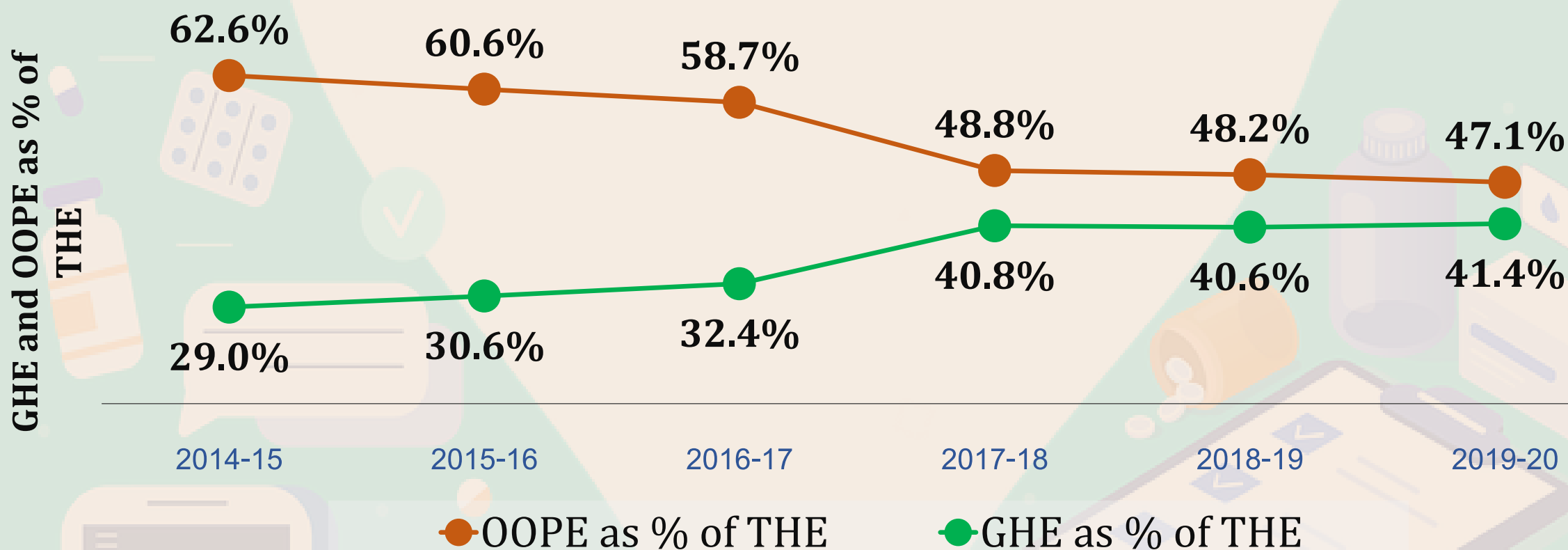
There is decline in Out-of-pocket expenditure in the overall health expenditure between 2014-15 to 2019-20




National Health Accounts Estimates for India 2019-20

TOTAL HEALTH EXPENDITURE (THE)

Government Health Expenditure (GHE) and Out-of-Pocket Expenditure (OOPE) in THE



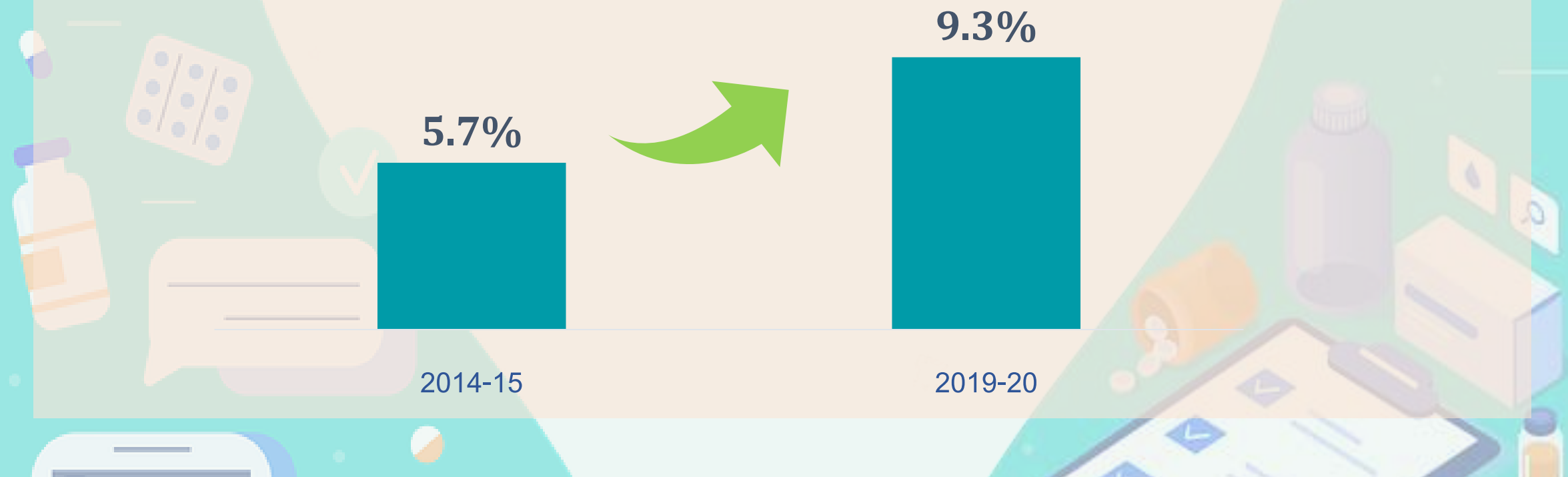
There is a consistent decline in Out-of-Pocket Expenditure and an increase in Government Health Expenditure as a share of Total Health Expenditure



National Health Accounts Estimates for India 2019-20

SOCIAL SECURITY EXPENDITURE ON HEALTH

Social Security Expenditure on Health as % of Total Health Expenditure



The social security expenditure on healthcare expenditure has increased over time

National Health Accounts Estimates for India 2019-20

SOCIAL SECURITY EXPENDITURE ON HEALTH

Government Financed Health Insurance

In Rs. Crores

₹4,590

2014-15



₹13,809

2019-20

Government-financed health insurance expenditure increased by 200% since 2014-15